



The SSL/JobAdswatch IT salary and appointments survey incorporates a comprehensive pay and demand survey combined with a powerful recruitment research system. This system provides management with the ability to see in detail what jobs are currently being advertised based on a combination of job title, region and industry type, together with full reporting of what companies and agencies have been advertising such jobs and in which media.

Now in its 24th year of publication the survey is one of the most established sources of IT job information available. The survey covers over fifty job titles, with region, industry and software skill variations. It is produced quarterly in January, April, July and August of each year.

CONTENTS

Logging on and Home Page

IT ON LINE SALARY SURVEY

Salary Enquiry

Salary overviews

Salary and job trends

Quarterly Commentary

Job Skill Trends

Region and Industry Trends

IT RECRUITMENT RESEARCH

Advertiser report

Which media report

Live job list

Logging on

Log on using the username and password shown on the contents page.

The screenshot shows the JobAdsWatch.co.uk website with a navigation bar at the top. The main content area is divided into three sections: 'Salary Survey', 'Essential Information', and 'Subscriber Login'. The 'Salary Survey' section includes a description of the survey and a list of links. The 'Essential Information' section provides a brief overview of the service. The 'Subscriber Login' section contains a form with fields for 'Username' and 'Password' and a 'Go' button. At the bottom, there is a footer with copyright information and links to 'Terms of Use', 'Privacy Policy', and 'Contact Us'.

JobAdsWatch.co.uk
YOUR JOB IS OUR TARGET!

Salary Survey

The Salary Survey provides a fully comprehensive breakdown of salaries for 52 job titles by region, industry and software skills. Comparisons between advertised, paid and contract rates, together with trend information make this service a valuable aid for HR / IT management.

- Salary Enquiry
- Software Skills Analysis
- Region & Industry Trends
- Market Commentary
- Permanent and Contract

Employer Market Research

The employer recruitment research system shows which agencies and/or companies have advertised a particular job and in which media the job advertisements have been placed. Lists of currently active advertisements for specific jobs complete the picture. This powerful aid to recruitment helps management to determine the most suitable method of recruitment for a particular job.

- Live job listings by job title, region, industry
- Employer/Agency advertising by job title, region, industry
- Which media has been used to place a job in what region & industry

Essential Information

The combination of the IT Salary Survey, now in it's 21st year of publication, together with a powerful recruitment market research system provides HR and IT management with in depth knowledge of what is happening in the IT jobs market. Whether looking to recruit or to retain staff the data contained in the JobAdsWatch service is essential to ensuring that both these requirements are met.

Subscriber Login

Username

Password

©2008 JobAdsWatch Ltd [Terms of Use](#) [Privacy Policy](#) [Contact Us](#)

Following successfully logging into the system the following home page is displayed

The screenshot shows the JobAdsWatch.co.uk website after a successful login. The navigation bar now includes links for 'Home', 'Enquiry', 'Live Jobs', 'Advertisers', and 'Which Media'. The user is logged in as 'George Molynaux'. The main content area features a section titled 'The 'IT' Salary Survey' with a description and a list of links. Below this is a section titled 'Employer Recruitment Advertising Research' with a description and a list of links. The footer is the same as in the previous screenshot.

JobAdsWatch.co.uk
YOUR JOB IS OUR TARGET!

[Home](#) [Enquiry](#) [Live Jobs](#) [Advertisers](#) [Which Media](#) [Logout \[George Molynaux\]](#)

The 'IT' Salary Survey

The Salary Survey provides a fully comprehensive breakdown of salaries for 52 jobs titles by region, industry and software skills. Comparisons between advertised, paid and contract rates, together with trend information make this service a valuable aid for HR/IT management.

- [Salary Enquiry](#) This provides details of trends in salary and jobs for a specified job, region, industry and software skill .
- [Commentary](#) The latest commentary of what is happening in the IT job market.
- [Skill Trends](#) Tables showing the quarterly movement in the top IT skills within industry type.
- [Region & Industry Trends](#) Graphs showing the movement in jobs for the selected regions and industries

Employer Recruitment Advertising Research

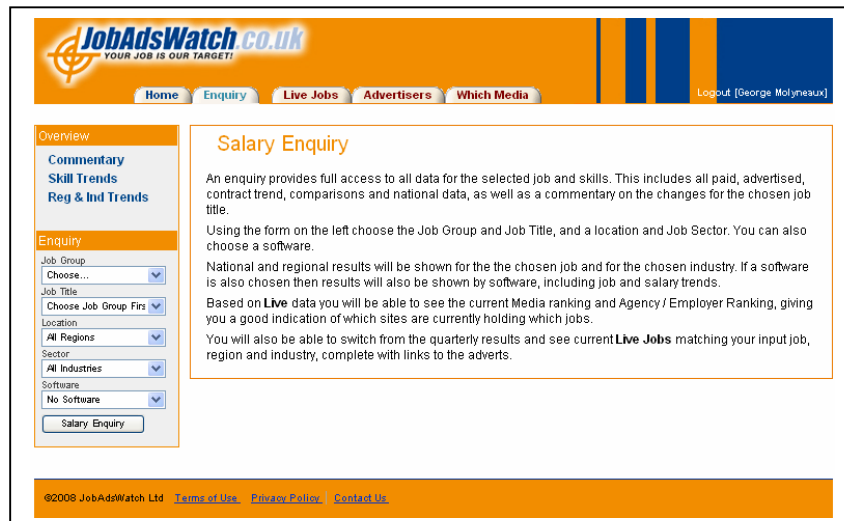
The employer recruitment research system shows which agencies and/or companies have advertised a particular job and in which media the job advertisements have been placed. Lists of currently active advertisements for specific jobs complete the picture. This powerful aid to recruitment helps management to determine the most suitable method of recruitment for a particular job.

- [Live Job Listings](#) Provides a list of jobs matching a selected job, region, industry and software skill. Links to recent jobs on the web and in press and magazines
- [Company/Agency Advertisers](#) Shows who the leading companies / agencies are for a selected job, region, industry and software skill
- [Media Advertising](#) Shows for each of the last 13 months the volume of jobs advertised in magazines / press and the leading web job boards.

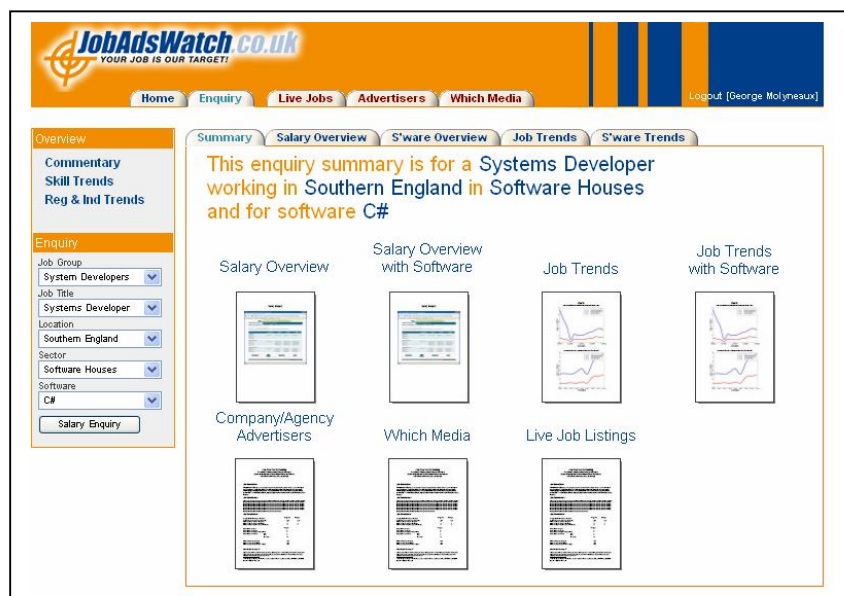
IT SALARY SURVEY

The reports in this section cover the data that is compiled each quarter for the SSL/JobAdsWatch IT salary and appointments survey. It is enhanced by more detailed data being made available, together with charts visually showing trends in salary and job movement.

Salary Enquiry

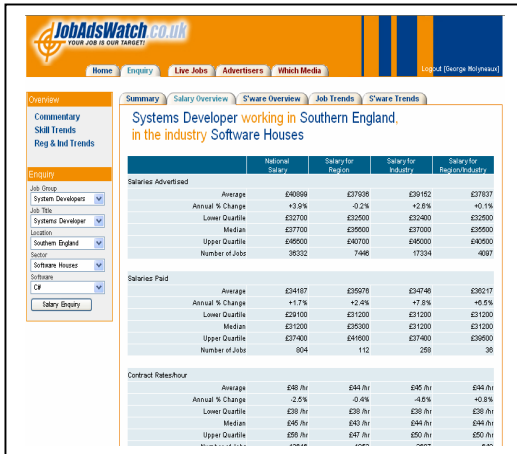


From the pull down lists select the required job group, job title, region, industry and software skill. The software skill list initially shows the top ten skills, followed by an alphabetic list of all software elements. When this has been completed click "Salary Enquiry" to get the "Summary" results shown below :

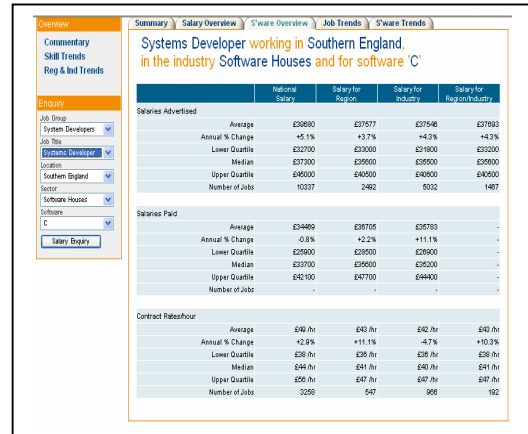


The results of the enquiry produces a series of thumbnails relating to the information available for the selection. Access to each of the options shown can be by either clicking on the thumbnail or alternatively on the tabs displayed above the thumbnails. The following pages show examples of each of these :

Salary Overview



Salary Overview with software



The salary overviews are shown over two tables. The first one shows salaries excluding the selected software skill and the second one with the skill. This highlights the difference between overall salaries and what effect various software skills have. National, regional, industry and industry within region figures are shown (other than for paid region/industry salary which will be available with effect from April 2008 survey).

Salary trends



Job Trends



The trends consist of showing either salary trends or alternatively the number of jobs advertised. The charts are available for permanent or contract jobs. Selection is via the tabs shown above the charts. The same information is shown for Trends.

Tabs above the enquiry allow the user to switch between the various salary and job overviews and trends.



Quarterly Commentary

The quarterly commentary highlights any significant movement that have occurred across the various sectors and job groups, and provides an insight into the overall status of IT recruitment. To access the commentary click on the tab in the left hand box.



Logout [George Molyneux]

[Home](#) | [Enquiry](#) | [Live Jobs](#) | [Advertisers](#) | [Which Media](#)

Salary Survey Commentary for January 2008

Overview

The previous commentary reported permanent IT recruitment at the highest level since the start of 2002. The last quarter of 2007 continued this trend with an increase of 5.2% in the number of jobs advertised, compared with the previous quarter. Up from 141,669 jobs to 148,993. During the whole of 2007 there were 18.8% more jobs on offer compared with 2006. The main influence on the figures continues to be from job boards, where the increase this quarter is 5.5%. Advertising in magazines, national and regional press continues to decline with quarterly advertising down by 58.1%. Compared with the start of 2007 print advertising is down by over 70%, and now represents less than 1% of IT jobs being advertised. IT recruitment is dominated by consultancies who are responsible for 91.9% of all jobs advertised on the web. Companies advertising directly make up the remaining 8.1%. Press advertising shows a different picture with only 18.7% of jobs being placed by consultancies. The majority of these are in the national press for senior management positions. Regional press still retains a presence for companies advertising directly. Across all print the public sector, with over 40% of all jobs placed, is the most significant advertiser. In total 5,893 consultancies and 3,902 companies advertised IT jobs during this quarter. Advertised salaries in 2007 are up by over 3.3% compared with the average for 2006. However this disguises figures which

Skill trends

The skills tables show over the previous five quarters how many jobs have been advertised for software skills. The tables are sequenced into rank order based on the total number of jobs advertised in the latest quarter. Selections can be made for permanent or contract jobs combined with a selected industry type.



Logout [George Molyneux]

[Home](#) | [Enquiry](#) | [Live Jobs](#) | [Advertisers](#) | [Which Media](#)

Quarterly Software Trends


Contract / Permanent Permanent Industry Totals Search

Rank	Software	Qtr4 2007		Qtr2 2007			Qtr1 2007			Qtr4 2006			
		Mag	Net	Mag	Net	Total	Mag	Net	Total	Mag	Net	Total	
1	SQL	26	30238	4	57	28495	28552	81	26087	26168	70	24602	24672
2	C	5	22087	75	17	20460	20467	17	18119	18136	33	17452	17485
3	JAVA	53	16942	91	72	15122	15194	30	13990	14020	35	14700	14735
4	C#	13	16736	68	28	13143	13171	71	11959	12030	30	11438	11466
5	.NET	29	15665	07	53	12085	12138	48	11722	11770	22	10624	10646
6	SQL SERVER	40	15179	15219	32	14616	14648	41	13402	13443	48	11902	11950
7	ORACLE	54	13024	13078	31	13389	13420	58	12233	12291	91	11190	11281
8	ASP	10	12066	12076	11	10938	10949	25	10679	10704	31	10220	10251
9	C++	36	11784	11820	10	12128	12138	64	10807	10871	50	10819	10869
10	UNIX	13	9822	9835	12	12074	12086	25	10260	10285	47	9404	9461
11	XML	15	9262	9277	26	7864	7890	29	7282	7311	56	6678	6734
12	VISUAL BASIC	9	8152	8161	14	7792	7806	66	8202	8268	31	7964	7995
13	LINUX	5	7329	7334	9	7567	7576	6	6697	6703	18	6056	6074

Region and Industry trends

The region and industry trends show for the last five quarters the number of jobs advertised.

Overview
Commentary
Skill Trends
Reg & Ind Trends



[Home](#)
[Enquiry](#)
[Live Jobs](#)
[Advertisers](#)
[Which Media](#)

[Logout \[George Molyneux\]](#)

Region & Industry

Quarterly Advertising Trends

Region	Qtr4 2007		Qtr3 2007		Qtr2 2007		Qtr1 2007		Qtr4 2006	
	Permanant	Contract	Permanant	Contract	Permanant	Contract	Permanant	Contract	Permanant	Contract
Inner London	9477	2462	10206	2535	7280	2673	6700	1807	9976	2398
Outer London	51836	12610	52241	11941	41982	13554	38345	11994	36544	11170
Southern England	33662	7607	30940	7097	28274	8710	30396	8689	24912	7752
West & Wales	10351	3132	9430	3020	8173	3371	8704	2924	7692	2843
East Midlands	6477	1758	6120	1578	6531	1714	7010	1758	6000	1635
West Midlands	8186	2371	7366	2087	6074	2254	6529	2046	5712	1965
North West	7978	2028	7330	1809	6300	2316	7454	1843	6066	1756
North East	7824	2144	7764	2014	6697	2384	6849	2651	5598	1687
Scotland/N.Ireland	6597	1786	4514	1955	3763	2323	3805	1602	3422	1676

Industry	Qtr4 2007		Qtr3 2007		Qtr2 2007		Qtr1 2007		Qtr4 2006	
	Permanant	Contract	Permanant	Contract	Permanant	Contract	Permanant	Contract	Permanant	Contract
Electronics/Computer hardware	7858	2458	8712	2143	8737	2229	7454	2123	7801	3020
Software	62919	11069	57434	10279	66052	9078	53618	7248	49673	9471
Houses/Consultancies	36085	12626	38477	12814	36668	12302	28356	8265	26628	9874
Retail / Distribution	4307	905	3721	895	4444	803	3486	607	3118	698
Media	4859	1414	4218	1235	5369	1038	4407	1104	4148	1041
Engineering	3344	1216	2891	1129	3611	1054	3690	924	3968	1139

MARKET RESEARCH SYSTEM

The market research system provide a comprehensive set of reports, with numerous selections, to help management decide where best to place recruitment advertising in order to maximise response. The various reports can be accessed directly from the summary thumbnails or from the tabs at the top of each page.



Live jobs

The live jobs list shows all jobs that have been advertised in the last fourteen days. If a software item has been selected then the list will show applicable jobs first, then continue with listing jobs that meet the selected job, region and industry parameters. Further selections allow for the list to be produced for consultancies or companies and for permanent or contract vacancies. It should be noted that the job titles used in this report differ slightly from the salary survey in that titles such as Senior Developer are merged with developer.

Live Jobs for Job Title: Developers
In Industry: Software Houses In Region: Southern England with 'JAVA'
 [This job list includes -- Systems Developer, Senior Systems Developer --]

Direct / Consultancy: Contract / Permanent:

Showing 1-10 of 179 Jobs for last 14 days shown [Next](#)

Type	Software	Advertiser	Web Jobs	Media
C	✓	COMPUTER FUTURES	339	www.cwjobs.co.uk www.thejobboard.com www.totaljobs.co.uk careers.computing.co.uk
C	✓	COMPUTER PEOPLE	49	www.cwjobs.co.uk www.monster.co.uk www.totaljobs.co.uk
C	✓	INFORMATIQ CONSULTANCY LIMITED	11	www.cwjobs.co.uk www.monster.co.uk www.totaljobs.co.uk
C	✓	PROGRESSIVE COMPUTER RECRUITMENT	45	www.cwjobs.co.uk www.thejobboard.com www.totaljobs.co.uk
C	✓	CONNECTIONS GROUP	10	www.cwjobs.co.uk www.gajobsite.co.uk www.totaljobs.co.uk
C	✓	NICOLL CURTIN LIMITED	4	www.cwjobs.co.uk
C	✓	PEOPLES IT RECRUITMENT LTD	4	www.gajobsite.co.uk www.monster.co.uk www.totaljobs.co.uk
D	✓	CFI CONSULTING	2	www.totaljobs.co.uk

By clicking on the advertiser name a list of the current jobs available for the advertiser is displayed. Clicking on the job from the job list links to the job itself. It should be noted that the job may no longer be available on the site. Press data shows details of the job such as job title, region, industry, magazine/paper page number, salary etc.

Job list

Job Title	Location	Site	Date Collected
Software Developer, 36000, Banbury	Banbury, Oxfordshire, United Kingdom	careers.computing.co.uk	15/02/2008
Software Developer - C++, ASP.NET, C#, Developers, £20k - £30k, Buckinghamshire	Buckinghamshire, Buckinghamshire, United Kingdom	careers.computing.co.uk	15/02/2008
Software Developer, 30000, Bedford	Bedford, Bedfordshire, United Kingdom	careers.computing.co.uk	15/02/2008
Software Developer, 28000, Bedford	Bedford, Bedfordshire, United Kingdom	careers.computing.co.uk	15/02/2008
Software Developer, 37000, Banbury	Banbury, Oxfordshire, United Kingdom	careers.computing.co.uk	15/02/2008
Software Developer, 37000, Banbury	Banbury, Oxfordshire, United Kingdom	careers.computing.co.uk	15/02/2008
Software Developer, Software Engineer, C Developer, £27,000 - £27,000 pa, High Wycombe, Buckinghamshire	High Wycombe, Buckinghamshire, United Kingdom	careers.computing.co.uk	15/02/2008
4th Line Java Application Support / Java Developer	Dunstable (LU5)	www.cwjobs.co.uk	15/02/2008
Software Developer	Bedfordshire	www.cwjobs.co.uk	15/02/2008

Job link display

4th Line Java Application Support / Java Developer

Welcome to CWJobs.co.uk, please [Register](#) or [Log in](#)

To apply for this job click on the button below the job description.
[Start a new search](#)

4th Line Java Application Support / Java Developer
 This job has expired.

Location: Dunstable (LU5)
Salary: Up to £45,000
Company: Computer People
Job type: Permanent
Date posted: unspecified

Computer People are working in partnership with an expanding Global IT Software Solutions Provider to recruit a number of talented Java application support analysts, to work at their site in Dunstable.

The successful support analyst will be working in a small, friendly team, providing 4th line

Company/Agency advertiser report

This report identifies those companies and/or consultancies that have advertised jobs relating to the selected job title and, if entered the region and industry. The report can be refined to select Company/Agency or Top 25 to top 250. The report shows the average number of jobs advertised in the latest four week period and can be sequenced in rank order or alphabetically.

Overview

[Commentary](#)
[Skill Trends](#)
[Reg & Ind Trends](#)

Enquiry

[Last Enquiry](#)

Live Job Search

Job Group:

Job Title:

Location:

Sector:

Software: Cannot search by Software

Jobs matched to closest enquiry equivalent

[User Guide](#)

Ranked Advertiser Report for IT - Web Job Title: All Job Title
In Industry: All Industry In Region: All Regions
Top 25 All Advertisers in Rank Order


Advertiser Type: Top: Rank/Alphabetic:

The job figures are an **average** of the number of jobs placed each **week**, for the previous month.

Rank	Company	Total jobs	total jobs %share	board jobs %share	jobserve jobs %share	ovjobs jobs %share	total jobs %share	gojobs jobs %share
1	COMPUTER FUTURES	10204	3888	38.1	177	1.7	2922	28.6
2	HUXLEY ASSOCIATES	9877	3438	34.8	451	4.6	2406	24.4
3	REAL RECRUITMENT	6881	3058	44.4	173	2.5	1708	24.8
4	COMPUTER PEOPLE	6098	1524	25.0	180	3.0	796	13.1
5	PROGRESSIVE COMPUTER RECRUITMENT	4901	1700	34.7	475	9.7	964	19.7
6	ABRAXAS	3679	304	8.3	194	5.3	558	15.2
7	MADISON BLACK	3116	1146	36.8	117	3.8	775	24.9
8	ELAN	3056	659	21.6	214	7.0	509	16.7
9	SPRING	2919	786	26.9	167	5.4	644	22.1
10	MODIS INTERNATIONAL	2546	516	20.3	253	9.9	618	24.3
11	ANSON MCCAIDE	2445	562	23.0	45	1.8	479	19.6
12	PATHWAY IT RESOURCING	2354	874	37.1	159	6.8	565	24.0
13	INFORMATIQ CONSULTANCY LIMITED	2213	474	21.4	56	2.5	278	12.6
14	DRGTEL	2099	753	35.9	122	5.8	402	19.2
15	IBM UK LIMITED	2044	63	3.1	1907	93.3	49	2.4
16	HAYS IT	1963	538	27.4	301	15.3	690	35.2

Which media report

This report shows the **average** number of jobs advertised each week for each of the past thirteen months by web site. Magazine and press advertisements will be available with effect from the April issue. The report can be refined by selecting Company/Agency advertising and show what market share of the jobs each web site has achieved.



JobAdsWatch.co.uk
YOUR JOB IS OUR TARGET!

Logout [George Molyneux]

Home
Enquiry
Live Jobs
Advertisers
Which Media

Overview

[Commentary](#)
[Skill Trends](#)
[Reg & Ind Trends](#)

Enquiry

[Last Enquiry](#)

Live Job Search

Job Group:

Job Title:

Location:

Sector:

Software: Cannot search by Software

Jobs matched to closest enquiry equivalent

13 Month Rolling Report for Web - Job Title: Developers
In Industry: Software Houses In Region: Southern England

Advertiser Type: Percentage / No of Jobs:

The job figures are an **average** of the number of jobs placed each **week**.

Media	Feb 2007	Mar 2007	Apr 2007	May 2007	Jun 2007	Jul 2007	Aug 2007	Sep 2007	Oct 2007	Nov 2007	Dec 2007	Jan 2008	Feb 2008
www.cwjobs.co.uk	264	295	327	312	297	349	304	309	248	323	257	261	323
www.topjobs.co.uk	-	-	-	1	2	3	5	2	3	2	8	8	6
careers.computing.co.uk	93	119	135	153	121	158	142	109	31	31	38	34	30
www.gojobsite.co.uk	101	75	121	115	85	112	186	267	314	77	106	88	84
www.jobserve.co.uk	133	106	185	417	381	106	79	-	373	338	269	270	258
computerweekly.com	1	1	-	1	2	2	1	3	3	1	2	23	-
www.totaljobs.co.uk	443	361	366	222	344	121	160	328	283	361	244	315	381
www.monster.co.uk	27	24	24	28	40	55	48	35	51	45	42	50	70
www.reed.co.uk	253	243	74	-	-	-	-	-	-	-	-	-	-
www.fish4.co.uk	3	5	4	3	4	2	1	1	3	5	1	-	2
jobs.guardian.co.uk	-	-	-	-	-	-	-	1	1	2	1	1	5